

Part List

- mechanical -



ST25i, ST25a

CONTENTS

1 **Part List 3**

2 **Revision History 7**

1 Part List

The following parts are available for order in 'E-star'.













The 'E-star' name of a part may often be complex and even confusing, so the name of certain parts mentioned in the Working Instructions, Repair Movies and Troubleshooting Guide are often referred to by a simple descriptive name for better understanding.

Both names (designations) will in that case be included in this Part List, where the name being used in the documents mentioned above is underlined, e.g. Battery Cover.

| Designation | Part No. | Part | Location |
|--|--|---|---|
| <u>Antenna Cap</u> Antenna Cap Black Antenna Cap Pink Antenna Cap White Antenna Cap Yellow | 1252-1581 1256-1440 1252-1584 1256-1441 |  |  |
| <u>Antenna Main</u> Antenna Main Band125 Antenna Main Band18 | 1256-3193 1252-1572 |  |  |
| Audio Jack | 1242-3994 |  |  |
| Audio jack adhesive | 1253-7866 |  |  |
| Audio Jack Sensor FPC Assy | 1253-6064 |  |  |
| <u>Battery Cover Assy</u> Battery Cover Assy Black Battery Cover Assy White Battery Cover Assy Movistar Black Battery Cover Assy Movistar White Battery Cover Assy Orange Black Battery Cover Assy Orange White Battery Cover Assy TIM Black Battery Cover Assy TIM White Note: Orange means Orange operator, not color. | 1252-1579 1252-1586 1263-7334 1263-7340 1262-8464 1262-8465 1263-7338 1263-7348 |  |  |

| Designation | Part No. | Part | Location |
|--|-----------|--|---|
| Carrier Frame Assy | 1252-1563 |  |  |
| Carrier Window Front assy | 1252-1516 |  |  |
| Core Unit Label | 1248-9120 |  |  |
| <u>Display</u> Display 3.5 inch TFT | 1251-9377 |  |  |
| <u>Ear Speaker</u> Ear Speaker 15.0 Rectangular | 1231-4565 |  |  |
| <u>Loudspeaker</u> Loudspeaker 13.6 Rectangular | 1223-3084 |  |  |
| <u>Main Camera</u> Camera 5.1 MPixel CMOS | 1230-6587 |  |  |
| Main Camera Copper | 1258-0313 |  |  |

| Designation | Part No. | Part | Location |
|------------------------------|-----------|---|---|
| Receiver adhesive | 1252-1607 |  |  |
| Screw Other Len:4.0 Diam:1.4 | 1227-2716 |  |  |
| Screw Torx Len:3.1 Diam:1.4 | 1242-2326 |  |  |
| Screw Torx Len:3.4 Diam:3.0 | 1234-0201 |  |  |
| Screw Torx Len:5.4 Diam:2.5 | 1234-0202 |  |  |
| Shield Can Lid ABB | 1252-1494 |  |  |
| Shield Can Lid BT GPS | 1252-1515 |  |  |
| Shield Can Lid DBB | 1252-1492 |  |  |

| Designation | Part No. | Part | Location |
|---|------------------------|---|---|
| Speaker adhesive | 1252-1646 |  |  |
| Sub Camera Rubber | 1253-7862 |  |  |
| <u>Touch Panel</u> Touch Panel Glass Window 3.5 with Gasket | 1261-9125 |  |  |
| <u>Transparent Belt Total Assy</u> Transparent Belt Total Assy Band125 Transparent Belt Total Assy Band18 | 1257-8745 1252-1565 |  |  |
| Water indicator | 1239-5490 |  |  |
| Main Camera Film | 1265-3474 |  |  |

2 Revision History

| Rev. | Date | Changes / Comments |
|------|-------------|--------------------------|
| 1 | 2012-Apr-16 | Initial release |
| 2 | 2012-Apr-19 | Update Main Camera photo |
| 3 | 2012-Apr-20 | Add Main Camera Film |